

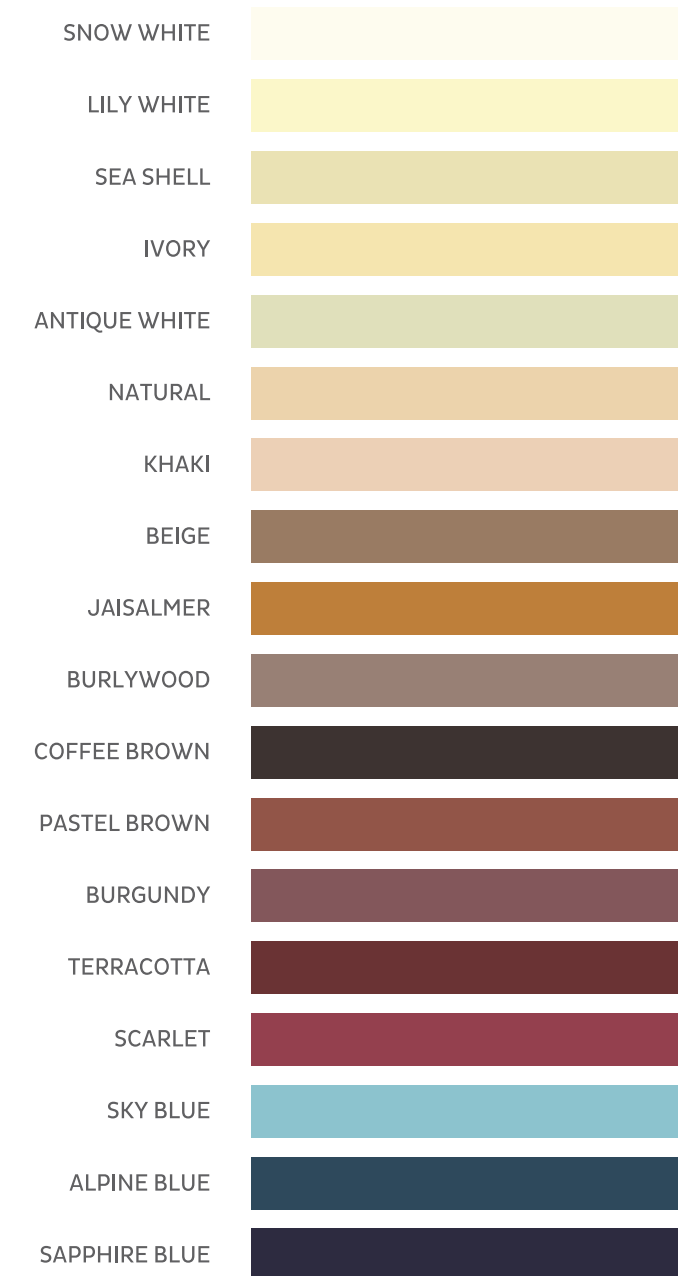
RAINBOW TILE MATE EPOXY (RTM EPOXY)

RTM Epoxy Tile Grout Coverage in sq.ft/ kg										
Tile Dimension (mm)			Joint/ Grouting Width							
Length	Width	Thickness	2	3	4	5	6	8	10	12
300	200	6	59.8	39.9	29.9	23.9	19.9	14.9	12.0	10.0
300	300	6	74.7	49.8	37.4	29.9	24.9	18.7	14.9	12.5
450	300	6	89.7	59.8	44.8	35.9	29.9	22.4	17.9	14.9
600	300	6	99.6	66.4	49.8	39.9	33.2	24.9	19.9	16.6
600	600	8	112.1	74.7	56.0	44.8	37.4	28.0	22.4	18.7
800	800	8	149.4	99.6	74.7	59.8	49.8	37.4	29.9	24.9
1000	1000	10	149.4	99.6	74.7	59.8	49.8	37.4	29.9	24.9
1200	600	10	119.6	79.7	59.8	47.8	39.9	29.9	23.9	19.9
1200	800	10	143.5	95.6	71.7	57.4	47.8	35.9	28.7	23.9
1200	1200	12	149.4	99.6	74.7	59.8	49.8	37.4	29.9	24.9
1600	800	12	132.8	88.6	66.4	53.1	44.3	33.2	26.6	22.1
1800	1200	12	179.3	119.6	89.7	71.7	59.8	44.8	35.9	29.9
25	25	6	6.2	4.2	3.1	2.5	2.1	1.6	1.2	1.0
25	50	6	8.3	5.5	4.2	3.3	2.8	2.1	1.7	1.4
50	50	6	12.5	8.3	6.2	5.0	4.2	3.1	2.5	2.1
100	100	6	24.9	16.6	12.5	10.0	8.3	6.2	5.0	4.2
100	100	10	14.9	10.0	7.5	6.0	5.0	3.7	3.0	2.5

Note :

(1) This is theoretical coverage. (2) For Sq. Mtr./ kg coverage, divide mentioned coverage by 10.764.

ROFF RAINBOW TILE MATE EPOXY



ROFF RAINBOW TILE MATE EPOXY



Care has been taken to reproduce the shades as closely as possible. Workmanship, site conditions & the amount of water used to the specified mix may produce slight variations in the shades.

ROFF RAINBOW TILE MATE EPOXY

Roff Rainbow Tile Mate Epoxy is resin based epoxy tile joint filler which exhibits stain resistant, chemical resistant, hard wearing & impervious properties. Ideal for use in kitchens, bathrooms & wet areas.



AREAS OF APPLICATION

Ideal for use in kitchens, bathrooms & wet areas.

FEATURES

- Easy to mix, apply & use
- Can be cleaned after application very easily with a damp sponge
- Ensures longevity of tiles maintaining beauty & strength
- Certified for use in kitchens & bathrooms by CFTRI, Mysore
- Colour fastness & available in wide range of shades

BENEFITS



Prevents cracking in tile joints



Stain & Acid Resistant Tile Joint Filler



Waterproof Tile Joints


HOW TO USE



Mix resin & hardener thoroughly in desired ratio.



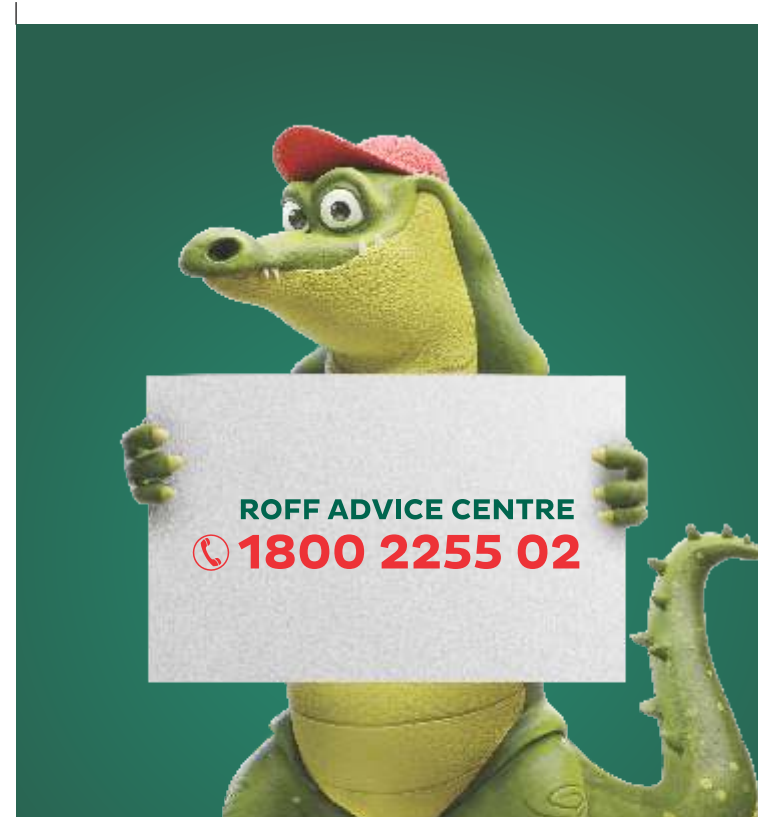
Add filler gradually while mixing, until homogeneous paste is obtained.



Fill the joint with the help of rubber float.



Clean the tiles with wet sponge within 30 minutes for best results.



Pidilite Industries Ltd.

Construction Chemicals Division, Ramakrishna Mandir Road, PO Box No. 17411, Andheri East, Mumbai 400 059.

TEL (022) 2835 7000 | FAX (022) 2835 7008

www.roff.in | info@roff.in



Follow us on

DISCLAIMER

The product information & application details given by the company & its agents has been provided in good faith & meant to serve only as a general guideline during usage. Users are advised to carry out tests & take trials to ensure on the suitability of products meeting their requirement prior to full scale usage of our products. Since the correct identification of the problem, quality of other materials used and on-site workmanship are factors beyond our control, there are no expressed or implied guarantee / warranty as to the result obtained. The company does not assume any liability or any consequential damage for unsatisfactory results, arising from use of our products.

22CC0565-RF-RTM&EPXYSHDRD-ENG-FEB

Roff

TILE & STONE FIXING EXPERT



ENTER THE WORLD OF COLOURS



SHADE CARD

RAINBOW I
TILE MATE
EPOXY

RAINBOW I
TILE MATE